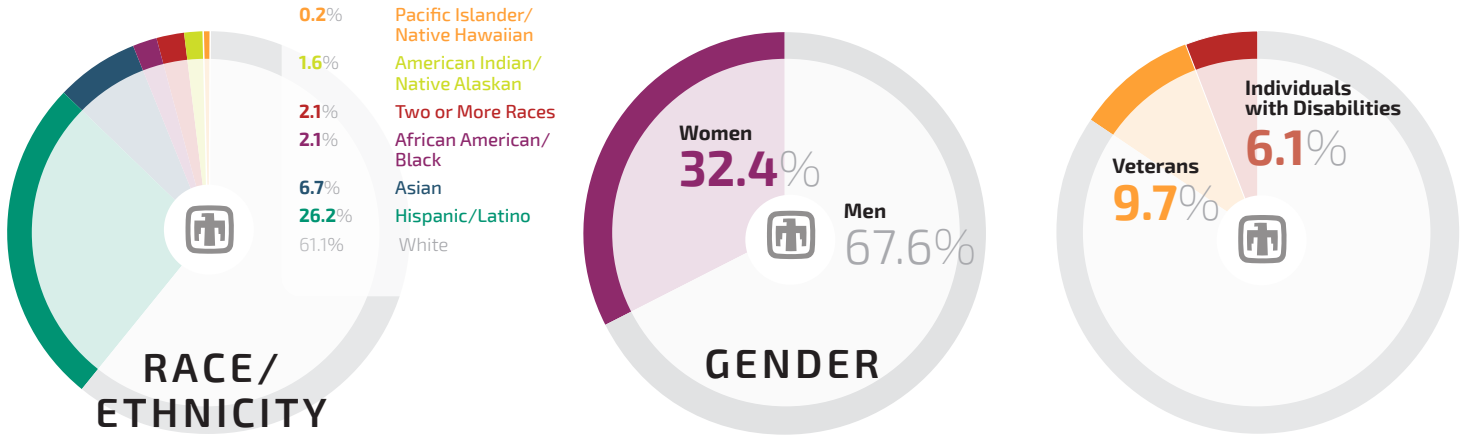




# DEMOGRAPHIC DATA FOR SANDIA NATIONAL LABS



Women	URM	OPC	2 or more races	African American/ Black	American Indian/ Native Alaskan	Asian	Hispanic/ Latino	Pacific Islander/ Native Hawaiian
<b>Senior Leadership</b> (Director/President, Deputy Director/Vice President, Associate Lab Director)								
28.6%	21.4%	0.0%	0.0%	14.3%	0.0%	0.0%	7.1%	0.0%
<b>Research/Technical Management (first-line and mid-level)</b> (Engineering Management, Research Management, Technical Management)								
24.1%	16.5%	7.5%	1.2%	1.7%	1.0%	6.0%	13.8%	0.2%
<b>Operations (or Research Support) Management</b> (Business Management, Computer Systems, Communications, ESHQ, Facilities Ops, HR, Legal, Tech Transfer, Strategic Plannings)								
44.0%	41.7%	4.4%	0.5%	3.4%	1.5%	3.7%	36.8%	0.2%
<b>Technical Research Staff</b> (Non-management: Researchers, Scientists, or Engineers)								
19.2%	22.9%	10.0%	2.1%	2.0%	1.5%	7.8%	19.4%	0.1%
<b>Operations Support Staff</b> (Non-management: support roles)								
53.2%	42.2%	6.2%	2.1%	2.0%	2.0%	3.9%	38.2%	0.2%
<b>Post Doctoral</b> (Post-doc employees)								
20.6%	12.9%	23.7%	3.1%	2.2%	0.6%	20.6%	10.2%	0.0%
<b>Graduate Student</b> (Funded by Lab)								
33.2%	27.4%	11.7%	4.3%	2.7%	1.6%	7.4%	23.1%	0.0%
<b>Undergraduate Student</b> (Funded by Lab, do not include undergrad student funded by DOE directly (i.e. SULI))								
43.0%	41.3%	16.9%	3.1%	2.6%	1.7%	13.8%	37.0%	0%

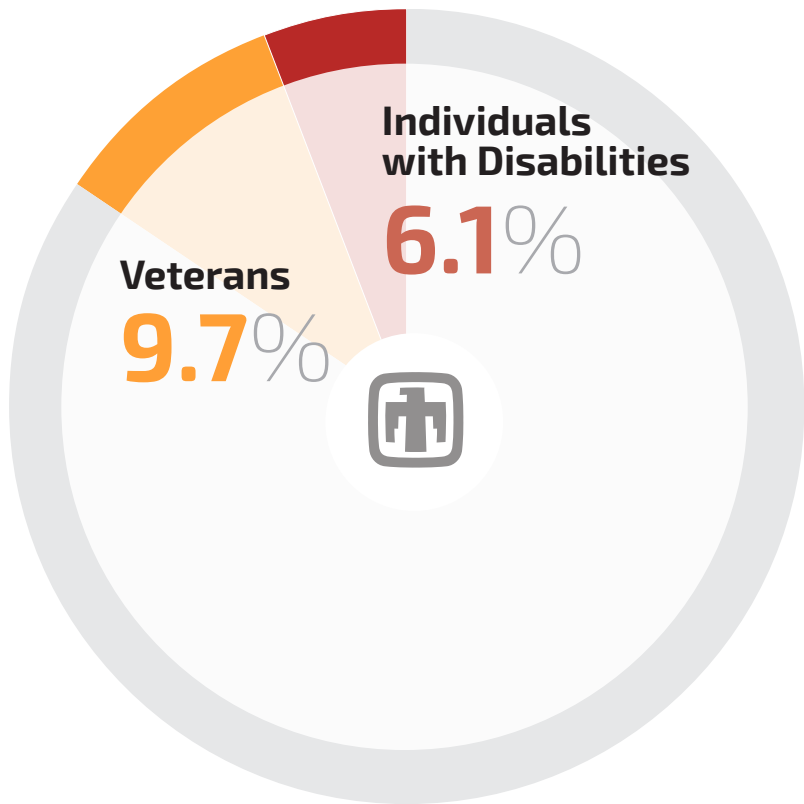
**Date of Data:** Sept 30th, 2021

**Includes:** Laboratory recruited roles (includes roles waived from posting), Post-doc employees, and students funded by the lab (not DOE funded students)

**2 or more** = self-identified as 2 or more races (includes those able to self-select more than one race or a two or more designation)

**URM** = Under Represented Minorities (i.e.: African American/Black, Hispanic/Latino, and American Indian/Alaskan Native)

**OPC** = Other People of Color (i.e.: Asian/Asian American and Pacific Islanders)



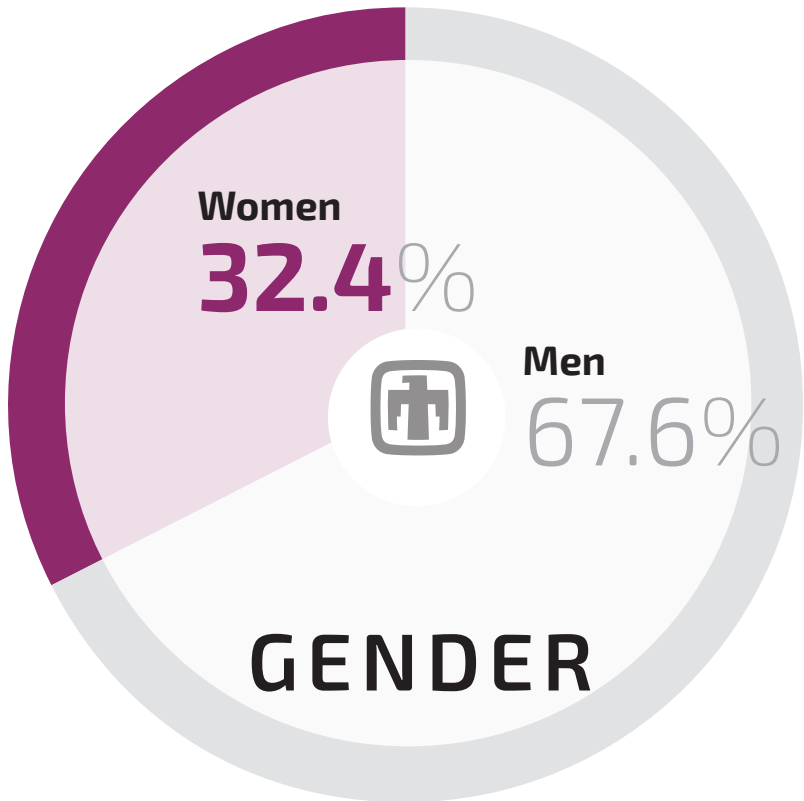
**Veterans**

**9.7%**

**Individuals  
with Disabilities**

**6.1%**





**Women**

**32.4%**



**Men**

**67.6%**

**GENDER**

